



# Art Learning from Home Plan

## Week Beginning: 25/05/20

### Eco Character Cartoon

This week we will create a cartoon strip inspired by our recent ECO work. Our BIG project this term is our Eco Sculpture so make sure over the next few weeks you create a real-life ECO friend, creature, robot....! All artwork this term will be entered in our creative competition ...more details later 😊

### Our Learning Intentions

**Sky Room, P1 – 3**

**OLI** I can draw a cartoon character. (person, animal, bird)  
I can describe how my character will help me reduce, re-use and recycle.

**P4 – 7**

**OLI** I can design and create an ECO Cartoon character.  
I can describe how my character will help me reduce, re-use and recycle.  
I can use pictures, captions, and speech bubbles to tell a short story.

### Resources

**Sky Room, P1 – 3 – paper, pencils & pens and for more ideas ..**

**Reduce Re-use Recycle explained for younger children**

<https://www.youtube.com/watch?v=7UuUeoyYmxI>

**Drawing a first cartoon, paper, pencils**

<https://www.youtube.com/watch?v=TCL5gVgXilU>

**Drawing a dog**

<https://www.youtube.com/watch?v=1QPCZCU3lpA>

**Reduce Re-use Recycle - Eco-kids cartoons**

<https://greenplanet4kids.com/eco-family-comic-strip>

**P4 – 7 - paper, pencils & pens and for more ideas ..**

**Reduce Re-use Recycle – explore a landfill site in Scotland and see what’s happening!**

<https://www.youtube.com/watch?v=pj3fIAn7Ljk>

**Drawing cartoons – examples**

**Christopher Hart has some great step-by-step tutorials on YouTube**

[https://www.youtube.com/watch?v=cplqBi\\_rwGY](https://www.youtube.com/watch?v=cplqBi_rwGY)

**Cartoon Tutorial (so you think you can’t draw? Even I can draw cartoons now)**

<https://www.youtube.com/watch?v=7TXEZ4tP06c>

### Activity

**Now Draw an ECO Cartoon Character**

- Lesson Introduction: Talk about why we Reduce, Re-use, Recycle and check out the film clips on YouTube if you can – see resources.**  
**Main Points:** - rubbish is harming our planet so we are all trying to reduce rubbish – plastic, card, metal etc. and save the resources of our planet. Re-using something and not throwing it away is best...even recycling uses energy (and resources such

as electricity are needed to make something new out of something else). Making electricity causes pollution, throwing away plastic can create hazards in the ocean and damages wildlife and our planet. **Key points:** Climate change, pollution, saving energy, keeping our air, oceans, and land clean and healthy for humans, animals, and plants to survive.

2. **Think: How could I reduce, re-use and recycle?** Think about a fun character I could create to help me and my family.
3. **Plan:** Get today's resources together – example cartoons from comics or online and some paper, pencils and pens.

**Sky Room, P1 – 3**

4. Using A4 paper draw a cartoon character with an Eco Theme (see pictures below).
5. Give your character a name and write a sentence about what they will do to help! e.g. Marvellous Mel the dog that sorts our recycling!

**Extension**


- Fold another A4 sheet into 4 by folding in half, then half again to make quarters.

|           |        |
|-----------|--------|
| Beginning | Middle |
| Middle    | End    |

- Draw a cartoon story with a beginning, middle and end.
- Try to add a caption or a speech bubble in each square

**P4 – 7**

4. Using A4 paper fold your page into 6 squares – turn your page to landscape, then fold 2 sides in the middle so that they overlap exactly. Then fold in half from bottom to top.



Unfold – this makes 6 squares.

5. Now create your character and a cartoon story with an Eco theme! E.g. Sam the Super Spaniel Saves the Planet!
6. Make sure you have a caption and/or a speech bubble in each square, so we know what is happening.
7. Send a picture of your cartoon to [gw09boydsusan2@glow.sch.uk](mailto:gw09boydsusan2@glow.sch.uk)

**Further Activities**

- Make a sequel – what does your Eco Cartoon character do next
- Make up an Eco song or rap with the help of your new Eco character
- Upcycling – can you convert something around the house/garage/garden into something brand new and valuable (check with an adult first!)  
<https://www.youtube.com/watch?v=pj3fIAn7Ljk>

**Links to extended Art ideas**

- Art and Craft Websites for more creative fun** ideas and activities from the National Galleries of Scotland to the Tate Gallery
- <https://www.nationalgalleries.org/visit/families>
  - [https://www.tate.org.uk/kids?gclid=EAlaIqObChMly7Henrz-6AIVwrTtCh1\\_DA8qEAAYAyAAEgLR7fD\\_BwE](https://www.tate.org.uk/kids?gclid=EAlaIqObChMly7Henrz-6AIVwrTtCh1_DA8qEAAYAyAAEgLR7fD_BwE)
  - <https://proudtobepprimary.com/drawing-websites-for-kids/>
  - So you think you can't draw...try this tutorial – it's fun and it proves we can all draw!!  
<https://www.youtube.com/watch?v=7TXEZ4tP06c>

## Cartoon Strip Ideas

the **ECO** family by *Edy John*

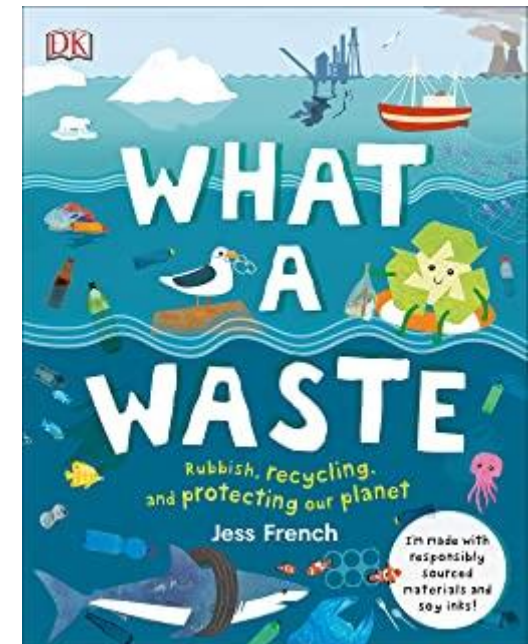

greenplanet4kids.com  
© Regional Maple Leaf Communications Inc.  
All rights reserved



<https://greenplanet4kids.com/eco-family-comic-strip>

## Books and ideas

If you would like to do some further reading and research, books with an Eco theme can be found online or in shops



## Notes from the teacher

### **Resource Packs (which include art resources are available locally – Co-op, campus reception – see newsletter for details)**

Art is a real challenge in these times, but please feel free to adapt any of the art projects/lessons. Our Art lessons are just a guide to allow some scope for children to explore their creativity, relax and enjoy drawing, arts, and crafts and to develop their artistic skills. Our theme for Art this term is Eco and nature. If you can put on some relaxing music, this is one of my favourites <https://www.youtube.com/watch?v=OeHLHNKQCXA> , or do your art outdoors. Any of the Art Lessons can be followed at any time, just check out the Art Plans on the website

<https://www.breadalbane.pkc.sch.uk/coronavirus/continuity-for-learning/primary-learning/>

Or email me for further information. I am happy to provide further resources and ideas if required.

[gw09boydsusan2@glow.sch.uk](mailto:gw09boydsusan2@glow.sch.uk) or send me a picture of your work 😊

Have fun and many thanks Mrs Boyd