



Art Learning from Home Plan

Week Beginning: 29/06/20

Art Lesson Week 12 – Art ActivitiesGraphic Art...for relaxation and just for fun!

This week we will be continuing to use Art as a way of relaxing and having fun. As ever the art is flexible, so if you want to adapt what you are doing, or do a project from the last 12 weeks, choose, enjoy, and send in for our Breadalbane Gallery. The winners of the Creative Competition are now posted on our website and prizes should be in school by this week, just in time for the summer holidays 😊. Once again very well done for the amazing artwork and projects submitted. All the Art lessons and resources are available on the website and are adaptable, so please pick and choose what suits best. Any queries email me on: gw09boydsusan2@glow.sch.uk

Week 1 – 30-03-20 – Art Activities include create a collage, Graffiti Art, visual diaries, den-building, and cartoon storyboard

Week 2 - 20-04-20 – Earth Day Collage Poster (making homemade glue recipe)

Week 3 – 27-04-20 - Animal or Insect Masks – including Drama role play

Week 4 – 4-05-20 – Animal/Insect “Senses” Picture

Week 5 – 11-05-20 – Eco Sculpture or 3D Picture using junk – garden feature or picture, poetry + a picture plan

Week 6 – 18-05-20 – Eco Sculpture (week 2 of a 2 week-plan)

Week 7 – 25-05-20 – Eco Character Cartoon – including online cartoon workshops, Eco song/rap and “upcycling”

Week 8 – 1-06-20 – Drawing from Nature – trees, leaves and flowers

Week 9 – 8-06-20 - Drawing from Nature – animals, insects, and birds

Week 10 – 15-06-20 – Drawing from Nature – camouflage

Week 11 – 22-06-20 – Art Activitiesjust for fun!

Week 12 – 29-06-20 – Art ActivitiesGraphic Art....just for fun!

All of your artwork is valued so please share with your family, friends and teachers. 😊

Resources & Activities

Sky Room, P1 – 3 – paper, pencil, felt pens or similar coloured pens/pencils

Cartoon Dolphin

<https://www.youtube.com/watch?v=ou7NitF6gkU>

Cartoon Giraffe

<https://www.youtube.com/watch?v=2nr587hSR7o>

P4 – 7 – paper, pencil, felt pens or similar coloured pens/pencils

Cartoons

Dolphin – (Easy....took me 3 goes!)

<https://www.youtube.com/watch?v=ou7NitF6gkU>

Cartoon Giraffe

<https://www.youtube.com/watch?v=2nr587hSR7o>

Cartoon Lion

<https://www.youtube.com/watch?v=dWGsSch52q70>

Create your own Doodle or Zentangle Template (see picture below)

Doodle or Zentangle Art Project

<https://www.youtube.com/watch?v=OK7JZkKc48M>

Zentangle Shell

<https://www.youtube.com/watch?v=3hHdSO003hA>

Now....try another using different shapes and different contrasting colours

More Doodles or Zentangle Art...for younger children make the squares bigger and the patterns simpler...

<https://www.youtube.com/watch?v=SW7-uVzhavs>

Cartoon Lion

<https://www.youtube.com/watch?v=dWGsSch52q70>

Elephant – intermediate – step-by-step by a cartoonist! Excellent practical approach to starting and developing a cartoon character.

<https://www.youtube.com/watch?v=t8OqpXK9V50>

Create your own Doodle or Zentangle Template (see picture below)

Doodle or Zentangle Art Project

<https://www.youtube.com/watch?v=OK7JZkKc48M>

Doodle or Zentangle Art Ideas

<https://www.youtube.com/watch?v=OwyMshgBOX8>

Now....try another using different shapes and different contrasting colours.


<https://www.youtube.com/watch?v=ZSoQR3u2K5A>

<https://www.youtube.com/watch?v=8KIREzoQDiA>

Picture
Plans


Cartoon Giraffe

<https://www.youtube.com/watch?v=2nr587hSR7o>



Cartoon Dolphin


<https://www.youtube.com/watch?v=ou7NitF6gkU>




Cartoon Lion

<https://www.youtube.com/watch?v=dWGsCh52q70>

Mrs Boyd's Cartoon Lion




Cartoon Lion – personalise your lion with colour or squiggles!



Zentangle – personal template – create your own pattern

ideas...see example template below




Take your time, repeat some patterns if you like, but see how many different zig-zag lines, dots, swirls etc. you can come up with....


Zentangle Art Project

1. Create your own Zentangle Template with 10 – 12 patterns of your own...try to mix it up with wavy lines, circles, squares, dots, crosses...anything you like (see pictures below)
2. Use an A4 page and draw a border with a ruler – size is about 28.5 cm x 20 cm.
3. Draw about 6 wavy lines from 1 side or corner of the page to the other, the lines should crossover to make different areas for your doodle patterns.


<https://www.youtube.com/watch?v=OK7JZkKc48M>



Zentangle Art Project



Zentangle Art Project



Further Activities

- Try to create another cartoon animal yourself.....snake...ladybird...or a fantasy creature...unicorn...dragon
- Use the abstract art idea with just a pencil....black, white, grey...can you find a way of making it contrast?
- Add more ideas to your Zentangle Template
- Create your own Zentangle patterns...try to make them more complicated and/or clourful

Links to extended Art ideas

Art and Craft Websites for more creative fun ideas and activities from the National Galleries of Scotland to the Tate Gallery

- https://www.tate.org.uk/kids?gclid=EAlaIQobChMly7Henrz-6AIVwrTtCh1_DA8qEAAyAAEgLR7fD_BwE
- <https://proudtobepimary.com/drawing-websites-for-kids/>
- So you think you can't draw...try this tutorial – it's fun and it proves we can all draw!!
<https://www.youtube.com/watch?v=7TXEZ4tP06c>
- <http://www.robbiddulph.com/draw-with-rob>

	<ul style="list-style-type: none">• https://www.nationalgalleries.org/visit/families• Loads of Art websites at this website!! https://www.decorativeceilingtiles.net/art-lessons-and-websites-for-kids/
Notes from the teacher	<p>Firstly, many thanks for all the support and for great artwork from children and families. Have a good summer and stay safe everyone. 😊</p> <p>Our Art lessons and activities are just a guide to allow some scope for children to explore their creativity, relax and enjoy drawing, arts, and crafts and to develop their artistic skills. If you can, put on some relaxing music, this is a relaxing piano piece https://www.youtube.com/watch?v=OeHLHNKQCXA or do your art outdoors. Any of the Art Lessons can be followed at any time, just check out the Art Plans on the website https://www.breadalbane.pkc.sch.uk/coronavirus/continuity-for-learning/primary-learning/</p> <p>If you wish any of your creations to be published please send them to your teacher – P1-3 SeeSaw, P4-7 GLOW email or send it to me at gw09boydsusan2@glow.sch.uk Have fun and many thanks Mrs Boyd 😊</p>