



Primary 7 Learning from Home Plan wb: 1st February 2021

Focus: Biodiversity

Numeracy

Literacy

Topic / HWB

Welcome to online learning. Every day there will be two compulsory online learning sessions. The online learning sessions are in Teams. If you can't be there, let me know on the chat or ask your parent to message the school. Attendance is recorded.



Monday

OLI: I can watch the Rigour videos and complete the practice exercises

Online session: 11am

Today's task: Converting Seconds, Minutes and Hours

Watch the bronze, silver or gold videos available here:

<https://wke.lt/w/s/aHhz79>

Choose two videos to watch
Pause the video and complete the questions.

Mark your work

Upload your **MARKED** work to the assignment.

OLI: I can address my Nature's Wood letter

Online session: 1:30pm

Today's Task


1. Find your Nature's Wood letter. Try files on the Nature's Wood Team if you don't have it in your own One Drive
2. Add the current date to your letter
3. Add a digital signature. – I'll show you how to do this during the online session.
4. Choose someone to write to – we'll do this on the chat too.

Upload to Nature's Wood Team channel: **FINISHED LETTERS** and @me.

The Last Wild

Listen to a chapter of this book each day or 5 chapters at once. Listen up to chapter 10 this week.

Click on book cover to start listening.



Tuesday

OLI: I can calculate time

Online session: 11am

Today's task:

Adding and Subtracting Minutes and Seconds

Chose two outcomes to complete out of Bronze, Silver and / or Gold

Write out your working in full

Mark your work.

Upload your MARKED work to the assignment.

If you get stuck go back to the videos

<https://wke.lt/w/s/aHhz79>

OLI: I can write an extended story

Online session: 1:30pm

Today's task: Work on your story. Here are some bits and pieces to help.

1. Remember pattern of 3 to move the action along in an exciting sentence.
2. Try out the use of ; to avoid the use of and / because
3. Describe the what the character can see, hear, smell, feel – physical and emotional.
4. Don't use lots of dialogue. Describing how a character feels in a situation is better than, he said, she said.

[Watch this video for tips.](#)

Biodiversity Project **DESIGN A BUG HOTEL**

Make your plan on paper. Think about what materials you could source. You can either keep your plan and Nature's Wood will use it when we are back at school or if you are able you can make one at home.

[How to Build a Bug Hotel](#)



Creepy crawlies will love hiding out in materials like bricks, log piles and under stones.



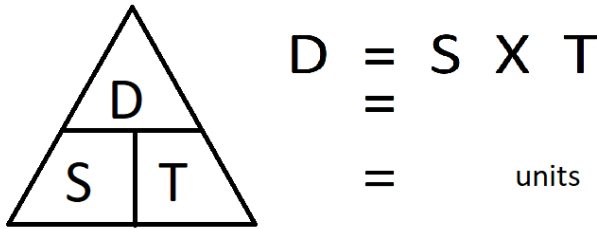
OLI: I can calculate time, speed and distance using a formula

Online session: 11am

Today's task:

Complete 2 outcomes from the sheets on the assignment.

Use the formula for each question and write the formula out like this.



Mark your work. Hand in to the assignment. Did I say use the formula? If you don't write it out, I'll return your work. In S1 teachers will insist you do this.

OLI: I can read my own work with a clear voice

Online session: 1:30pm

Today's task: Record yourself saying one of your own poems.

Some pupils have generously shared themselves reading a poem for a teacher newsletter and our virtual assembly– thank you very much.

This week I would like you all to choose a poem you have written and record yourself reading it. You can do this in one of three ways.

1. Read your poem, record with video
2. Read your poem, record with audio
3. Read your poem, use a soundscape. A soundscape is where you read but film something in the natural world. You would not be in view. You could for example film a tree, garden, river or path you are walking on.

Send me the file on the assignment. Using a phone or iPad it is easy to send an audio file or a video. You may have to wait to upload if Teams is busy.

Check out the Gaelic lesson from Miss McPhee using this link.

[Gaelic Lesson P1-7 - Breadalbane Academy](#)



There is also a Health and Well-Being lesson from Mrs Munro using this link.

[Health & Wellbeing - Breadalbane Academy](#)

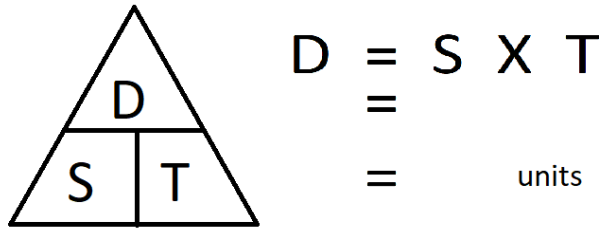


OLI: I can calculate time, speed and distance using a formula

Online session: 11am

Today's task:

Complete 2 other outcomes on yesterday's sheets
Use the formula for each question and write the formula out like this.



Mark your work. Hand in to the assignment.

Feel confident? Complete the quiz!

OLI: I can work on my story

Online session: 1:30pm

Today's task: Use today's literacy time to work on your story. Here are some ideas for different stages.

- Stuck what to write next -go back to your plan
 - Need the next idea – get feedback from family or friends
 - Half way through – what is the problem? How will your character resolve it?
 - Nearly finished – remember to round off effectively. Everyone likes a story with a satisfying ending.
 - Finished – leave it to rise (just like our poems). Come back later. Read to someone else, send to me for some feedback.
- Do some marvellous illustrations to accompany your story.

Biodiversity

This week we will start a personal Biodiversity Project.

The task for today is what biodiversity is. Take notes, ask around, look in books, use these videos <https://wke.lt/w/s/wCAqDV>.

Now prepare a report to send to me – handwritten, mind map, PowerPoint or on Word or Publisher.

Use your own words and try to amaze me with fascinating facts about what Biodiversity is.

Post your work on the Nature's Wood chat for everyone to see or if you are shy send it to me via email.



Friday

OLI: I can explain my learning

Join the maths session at 11am

Today's task: DST triangle

If you have finished the DST work on the assignment do one of these creative tasks to show your learning.

1. Make a poster to explain distance, speed, time. Give examples, use colour
2. Record a short video to explain
3. Tell someone else. Make them do examples, this could be your aunty, uncle, mum, dad, brother, sister. It doesn't matter if they already know.
4. Record a film with toys to show examples. Eg if my cat ran at 3mph for 30 minutes how far would it have travelled.
5. Submit your creative work to the assignment

OLI: I can catch up with my friends online

Online session: 1:30pm

BRING YOUR PET / DRESS UP / MAKE A HAT TO WEAR

We'll use the whole session today to talk about pets and catch up with each other.

Today's task: Update your diary. Get writing, be funny, be sad, be hopeful. You never know one day this diary could be FAMOUS along with its author. Check out the help sheet with [this link](#) or on the website.

If you don't want to do this work on your story.

Something to eat!

Prepare something for someone else to eat.

Here are some ideas:

Make a batch of scones, you could add cheese, raisins, herbs or even cooked bacon. Yum. Good thing about this one is you can share.

Make a delicious hot chocolate for a brother or sister. Don't tell them, make it a surprise. Go to the shop for marshmallows if you can.

Make a whole dish or dessert if you have experience. Ask for help if necessary.

OR

If you can't make something to eat research and draw what you would like to eat for your best meal ever. Use clay to design your plate.

You could also find an awesome recipe. Write it out to use at another time.

Post what you made and who for!

Maths: Here is the new set of Maths Ninjas [NN Skill Book 21-30 1.jpg \(numeracyninjas.org\)](#)



RUN OUT OF MATHS TO DO? DO YOU WANT SOMETHING MORE CHALLENGING? Check out the Extensions tab on the Numeracy Team.

If you want to check out a load of other educational resources independently check out this link. There is loads to see, do, and listen to. Fill your educational boots! [BBC Teach Live Lessons for primary schools - BBC Teach](#)

We have a Virtual Assembly for you to view at your leisure! There are photos and videos of home learning adventures (some of our class), stories and a lovely message from Mrs Marshall. [Click on the link to see.](#)