



Primary 6-7 Learning from Home Plan

Week Beginning: 1st February 2021

Literacy

Numeracy

Topic/Health and Wellbeing/Other

Monday

Number of the Day - 27

Learning Intention: To rewrite and redraw a page from a Scots graphic novel into English.

Activity:

I know some of you found it very hard to write in Scots last week so I am turning the activity on it's head.

Read the Bad Broonie comic, choose 2 pages and redraw them in your own style and with the text translated into English.

Learning Intention: To explore the different rectangles you can make with a given perimeter. To find the area of a rectangle.

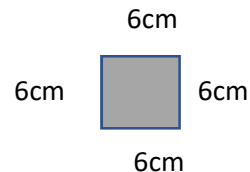
Activity: This will be in this morning's call so you might want to wait until 11am before starting.

Draw as many rectangles with a perimeter of 24cm as you can. (there are 5 possible rectangles and 1 square). Use a ruler! Work out the area of each rectangle. Which has the biggest area? Which has the smallest?

Lay it out like this:



Perimeter = 24cm
Area = 1cm x 11cm = 11cm²



Perimeter = 24cm
Area = 6cm x 6cm = 36cm²

Learning Intention: To plan and write a formal letter

Activity:

Social Studies

Do you remember writing a letter for local businesses, asking for help with Nature's Wood? Could you do another one (I've left the originals in the school).

You could explain to them that they could donate useful items, like tools, hammocks or squirrel-feeders or they might want to make a money donation or give practical help.

The success criteria are attached. Please type it up and post it in Nature's Wood (Finished Letters). There is a template and a list of businesses in files in that channel.

Please do not send your letter direct to a business. Mrs Grant would like to see them all in Teams first.

Tuesday

Number of the Day - 60

Learning Intention: To find the definition of words – and to find a synonym, a word which means the same.

Activity:

We will spend some time now looking at and making some Persuasive Writing – the kind of writing we find in advertising, persuading us to buy something or do something the advertiser wants. Download or print the booklet

Gadgets.

Try the first activity, just for fun, decoding the messages and finding your spy name.

Then read or listen to the passage

The Multi Function Mobile Phone and complete the table of definitions and synonyms (words which mean the same) in **Activity 1 - Vocabulary.**

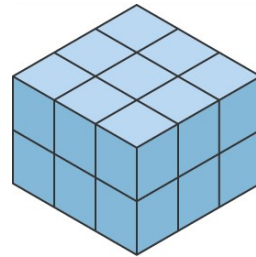
e.g

<i>word</i>	<i>definition</i>	<i>synonym</i>
boasts	has	possesses

Learning Intention: To explore the volume of a 3D shape by counting cubes.

Activity: This will be in this morning's call so you might want to wait until 11am before starting.

Open or print the file **volume Tuesday** and work through the examples. You need to work out how many cubes



there must be in each layer and times that by the number of layers. In this example, every layer has 9

cubes, there are 2 layers, so $2 \times 9 = 18\text{cm}^3$.

Learning Intention: To design and/or build a bug hotel.

Activity: Outdoor Learning/ Design technology

Use the link below to design your own bug hotel. You may choose to build one outside instead.

<https://www.woodlandtrust.org.uk/blog/2019/09/how-to-build-a-bug-hotel/>

Wednesday

Number of the Day - 42

Learning Intention: To practise using persuasive language and tone.

Activity:

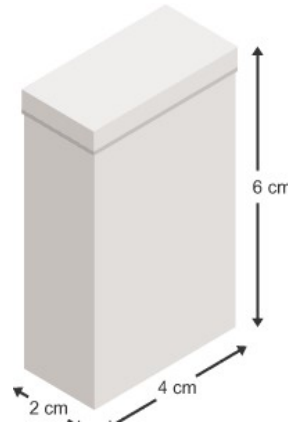
Try **Activity 2 – Persuasive Games**. The game is to try to persuade a parent, a teacher or a sibling to do something they don't want to and you know you do it all the time!

Then complete the the Estate Agent's advert, making the run down old house sound as desirable as possible. Send those to me if you like – the more outlandish the better!

Learning Intention: To find the volume of a cuboid by finding length x breadth x height.

Activity: This will be in this morning's call so you might want to wait until 11am before starting.

Open or print the file **volume Wednesday** and work through the examples. You need to work out the volume of the box by multiplying the length by the breadth by the height.



So the volume of this tin would be:

$$6\text{cm} \times 4\text{cm} \times 2\text{cm} = 48\text{cm}^3$$

Learning Intention: Writing about yourself using familiar phrases in Gaelic.

Activity :

Open the link titled `Photocopy of Twinkle sheet ' below to complete the worksheet in Gaelic . If you need help to work out the phrases go to this online Gaelic dictionary <https://faclair.com/> Use as many Gaelic phrases from the worksheet as you can when drawing the picture of yourself and writing about yourself. Post your worksheet to my glow account which is

gw14mcpheebridget@glow.sch.uk

and the worksheet you will need is here

<https://www.breadalbane.pkc.sch.uk/wp-content/uploads/2021/01/P67-Photocopy-of-Twinkle-sheet-.pdf>

Mrs Munro has created a Health and Wellbeing lesson for you, available on the school website.

<https://www.breadalbane.pkc.sch.uk/coronavirus/continuity-for-learning/primary-learning/health-wellbeing/>

Thursday

Number of the Day - 72

Learning Intention: To look for the key features of a persuasive text.

Activity:

When you do any kind of writing, it is important to know the features which make a text work.

They give you the success criteria for your own writing.

Look at **Activity 4 in the Gadgets Workbook** and identify examples of hooks, boasts, direct talk, bossy verbs and testimonials.

Look at the adverts you see around you today. Can you spot any of those features?

Learning Intention: To estimate the volume of an object. To find the volume of an object by multiplying its dimensions.

Activity:

Identify some box shaped objects where you are, two large and two tiny – a TV or computer monitor, a cupboard, a tissue box, a pencil sharpener, you choose and estimate how many cm^3 it would hold. Then measure height, width and depth, and do the calculation.

e.g my book

estimate 400 cm^3

measure $3\text{cm} \times 12\text{cm} \times 20 \text{ cm} = 720\text{cm}^3$

Gosh, how wrong was I? See if you can do better!

Learning Intention: To research seahorses independently. To make a report on sea creatures.

Science / Art Activity:

As we planned in school, we will begin a new topic for the term – Under The Sea

Read the article

<https://www.natgeokids.com/uk/discover/animals/sea-life/seahorse-facts/>

You will want to research these fascinating creatures further.

Now prepare a report to send to me – handwritten, PowerPoint or on Word or Publisher.

Use your own words and try to amaze me with fascinating facts about these beautiful Creatures.

We will draw a seahorse in our afternoon session so have pencil and paper to hand.

Friday

Number of the Day - 55

Learning Intention: To write a short text in Scots. OR To translate a text from Scots to standard English.

Activity:

Look at the texts below, which were written by secondary pupils at Kirkcaldy High.

Now write your own short piece in Scots on a place you like to visit or a favourite animal.

I know the Scots work was very difficult for a few last week so some children might prefer to write out a translation of one of the pieces from Scots into standard English.

Learning Intention: To practise speed and accuracy with maths facts.

Activity: One hour on Sumdog or another maths website.

<https://mathsframe.co.uk/en/resources/category/22/most-popular>

<https://nrich.maths.org/9086>

<https://home.oxfordowl.co.uk/kids-activities/fun-maths-games-and-activities/>

<https://www.mathplayground.com/math-games.html>

Something to eat!

Prepare something for someone else to eat. Here are some ideas:

Make a batch of scones, you could add cheese, raisins, herbs or even cooked bacon. Yum. Good thing about this one is you can share.

Make a delicious hot chocolate for a brother or sister. Don't tell them, make it a surprise.

Go to the shop for marshmallows if you can.

Make a whole dish or dessert if you have experience. Ask for help if necessary.

OR

If you can't make something to eat research and draw what you would like to eat for your best meal ever. Use clay to design your plate. You could also find an awesome recipe. Write it out to use at another time.

AND/OR

Search Lingobox on Google, after 11am on Friday to access the videos.



Lingobox Learning

French Fridays!



Join us live every Friday for fun, active French for primary learners!

* French Fridays will be live online every Friday at 11.00 on our Youtube channel, [Lingobox Learning](#).

* The sessions are recorded so can be watched afterwards.

* Each session lasts 15 to 20 minutes.

* The links to each of these live sessions are below!



Notes from the teacher

You can contact me any time during school hours on Teams or by email to gw09lineyjames@glow.sch.uk
If you have any difficulty accessing Teams or any other technology, please contact the school office who will help you.
It is essential that we keep up our reading skills. Please be sure to begin your school day with reading for half an hour.

You also need to keep up your number skills so do as many of the Number of the Day operations as you are happy with.
Draw it as 'chips and peas', 10s and 1s.

Double it.

Half it.

Add 31.

Subtract 29.

Multiply by 5.

Divide by 10.

Multiply by 100.

Find the factors – what numbers does today's number divide by, without a remainder.

Square it.

Watch Newsround https://www.bbc.co.uk/newsround/news/watch_newsround, listen to the News on the radio or visit the BBC News website.

From 9.40 – 12.10 each weekday, CBBC will show schools programmes suitable for your agegroup.

There will be a live session on Teams with me twice a day, at 10.30am and 2pm. These are compulsory and you are expected to be there. Please join with your microphone muted and raise your hand if you need to speak. I will touch base, go over any difficulties, probably read a book and I will give you some time at the end to chat with your friends. You can use a 'phone, tablet, laptop, Playstation or Xbox to access Teams.

P7 pupils should try some Numeracy Ninjas. The booklet is available here <http://www.numeracyninjas.org/wp-content/uploads/2015/08/Series-A-Numeracy-Ninjas-Skill-Book-3-Sessions.pdf> or in Teams Remote Learning Channel.

If you need or want more schoolwork (or it's just a rainy day), there is a list of additional activities on the school website <https://www.breadalbane.pkc.sch.uk/wp-content/uploads/2020/05/Additional-Activities-P4-7.pdf> or the Teams Remote Learning Channel.

Pitlochry

Tae me, Pitlochry is the brawest place in Scotland. A always go there wi ma family. We maist aften stay in a caravan. Sadly we cannae bring oor dog but there's loads ae things tae do. Ye could go tae the pool and there are loads ae waterfalls tae walk by and see.

Ma favourite thing we have done in Pitlochry is watchin the Enchanted Forest licht show - it's so bonnie. There are loads ae hotels tae stay in, some near the toon centre. Pitlochry's in the country sae there are some braw animals tae see and aw. Ye willnae want tae leave. There are guid walks ye can do and guid sights tae see, tae.

by Zoe Wilson
(Kirkcaldy High School)

Meetin Ma Dug

A mind the day a got ma first dug. He wiz a bonnie wee thing.

A remember me, ma brer, ma Da and ma Maw gaun up tae this lassie's hoose. We aw went in and she sat us doon. She asked ma Maw if she wanted a cuppa. Ma Maw answered, 'Aye', then the lass went away tae mak it. A wis tae busy playin wae aw the dugs. It wiz grand. Ma Maw said we were only allood tae pick wan. So me and ma brither were throwin the baw so that the dugs went tae fetch it. Ma Maw wis cheesin and went over tae talk tae ma Da.

After a while, the lass asked whit dug we aw wanted. Ma Maw looked at me and went, 'We'll tak the broon wan. He's awfie smooth.'

She wis chuffed tae that she had a new dug. We took him hame and we aw cawed him Scotia.

Fir the first few months we had tae keep him in a wee box wae metal bars. We werenae allood tae tak him on walks. He's aw grown up noo. He's still awfie braw. His saft short blond coat is jist fair bonnie. His wee tail aye sways fae side tae side whin he walks.

Aw, Ah jist love ma dug. He means the warld tae me.

by Isla Roy
(Kirkcaldy High School)

OLI I can write a personal letter to a shop or a business.

Success Criteria	I think:	My friend thinks:
I have written my name, address and date at the top of the letter.	😊😐😞	😊😐😞
I have introduced myself, my job and the name of the company.	😊😐😞	😊😐😞
I have told person I am writing to what Nature's Wood hopes to do	😊😐😞	😊😐😞
I have explained that we are asking people in the community for help with our project	😊😐😞	😊😐😞
I have explained that the help could be to sponsor something or to help us with something physical. I HAVE GIVEN EXAMPLES OF BOTH	😊😐😞	😊😐😞
I have used paragraphs.	😊😐😞	😊😐😞
I have checked my work to edit any punctuation, spelling or grammar.	😊😐😞	😊😐😞
I have ended my letter with a positive comment and Yours faithfully or Yours sincerely.	😊😐😞	😊😐😞

Sentence starters for paragraphs

Paragraph 1 -2

I am writing to you today to tell your about our exciting project

I am writing to you today to ask for help with our outdoor project

I am writing to you to let you know of an exciting project in our school community



Paragraph 2 - 4

Part of my job in the _____ Team is to writing to local businesses because

As a local business person I realise the last year must have been particularly difficult and I don't want to make this worse for you.....

Our company is looking for support in a number of different ways



Paragraph 5

Please find enclosed a list of possible ways to help our company Nature's Wood.....

I hope you have enjoyed reading my letter and can help us in some way....

Fifty-seven pupils are working on this project together to benefit the whole school community....



- Read your letter to someone else, make sure you haven't left anything important out.
- Your letter is your own and doesn't have to sound the same as someone else's.
- Remember if your are detailed and very polite you are more likely to get a positive result.